


HOW TO USE: LIBBY FOR E-BOOKS



INSTALLING



Go to the App Store

In your app store, search for Libby, by OverDrive Labs. Install.

OPEN THE APP

Tap Find My Library. The app will try to determine your library using your current location. If it's not the correct one, search by zip code or library name

Find My Library

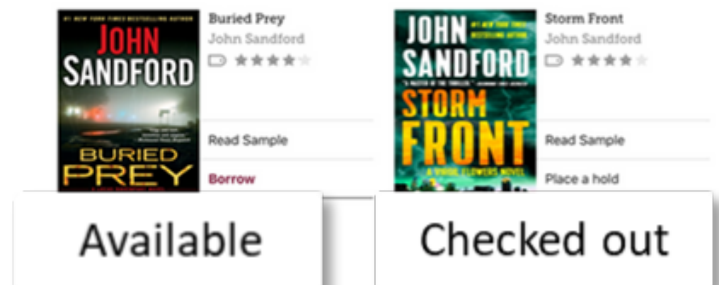
SIGN IN

Sign in with your Library Card Below the Camellia Net logo, tap Add Your Card




BORROW EBOOKS & AUDIOBOOKS

Browse or Search to find a title to read.



Tap Borrow to checkout immediately or touch the cover image to read more about the book.



To start reading immediately go to your Shelf or do more browsing.

Swipe or tap the right side of screen to turn the page.